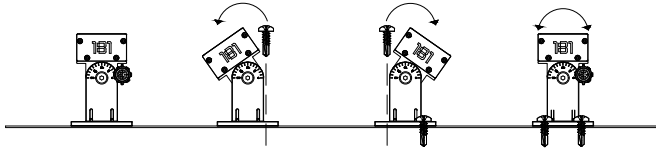




Essential Safety Notes!

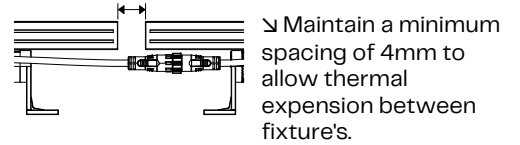
- Switch off power during installation and maintenance.
- Do not attempt installation in wet or severe weather conditions.
- Protect cables from sharp edges and objects to prevent damage.
- Ensure unused connectors and fixtures are not exposed to harsh or wet weather conditions, this might lead to corrosion and malfunction.
- Fixtures and cables are IP and IK rated. Ensure that the installation environment complies with the specified protection ratings.

Fixation




Mount using the provided $\varnothing 6.2\text{mm}$ holes in the bracket. Recommended screw: M6. Once fixed set the fixture to the desired angle and lock the mounting bracket with a 4mm allen key.

Alignment

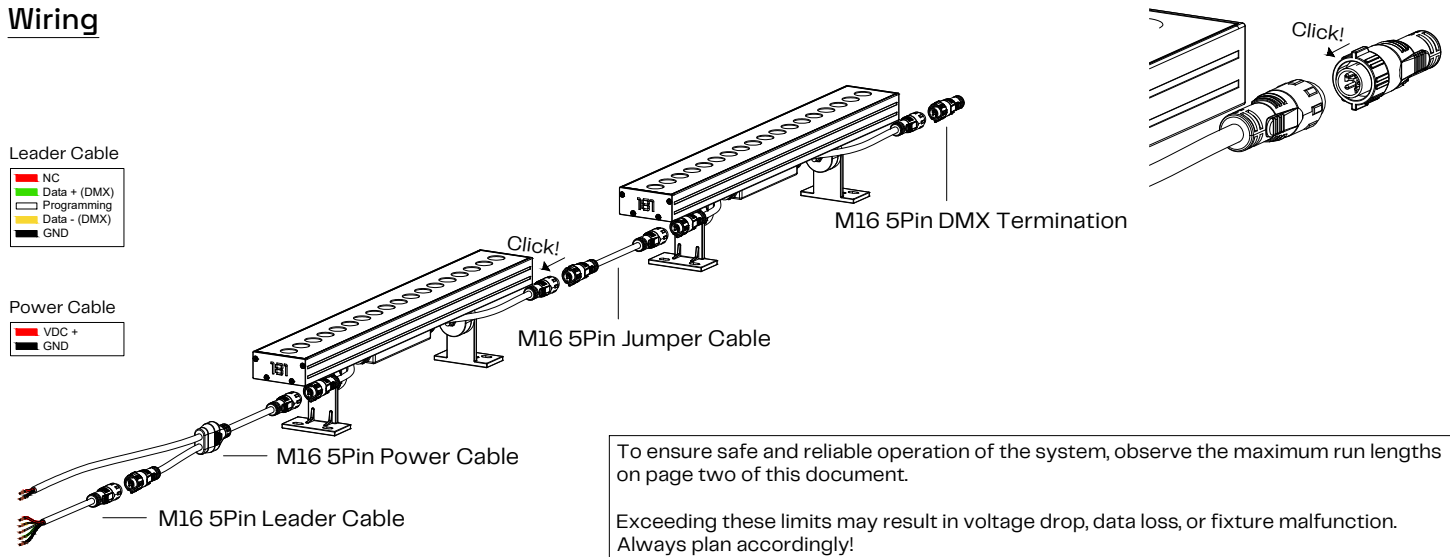
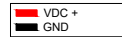


Wiring

Leader Cable



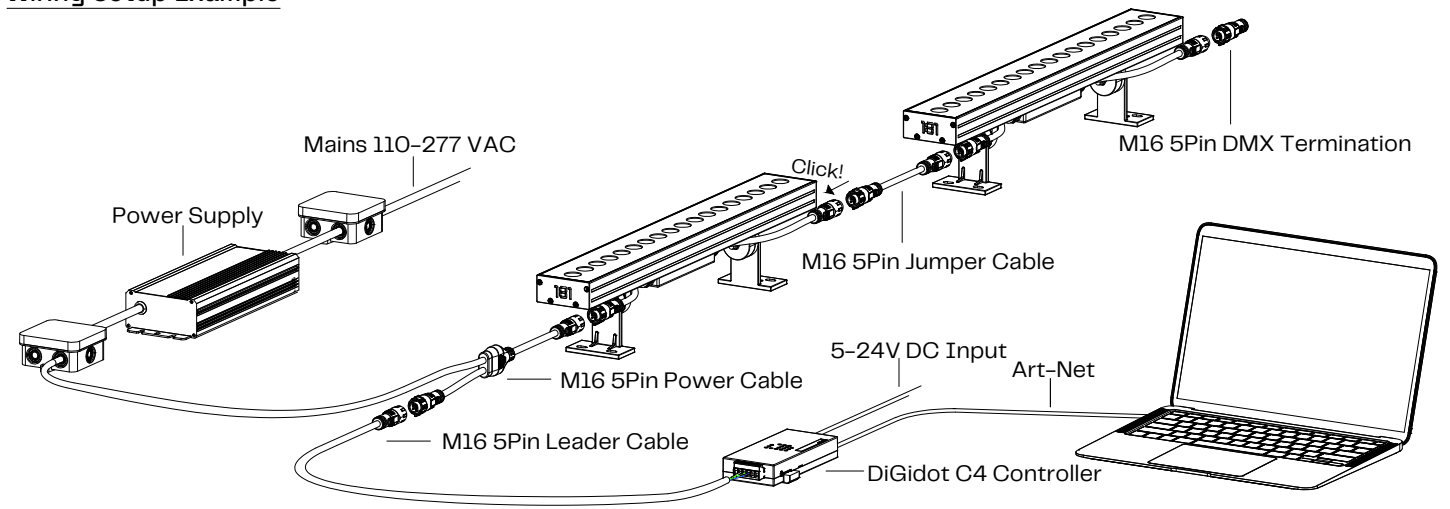
Power Cable



To ensure safe and reliable operation of the system, observe the maximum run lengths on page two of this document. Exceeding these limits may result in voltage drop, data loss, or fixture malfunction. Always plan accordingly!

- Begin by connecting the leader cable from the DMX controller to the power cable and to the first fixture in the run.
- Connect each subsequent fixture's input connector to the previous fixture's output connector.
- Use jumper cables between fixtures if necessary.
- Finish by installing the end cap on the output connector of the last fixture to guarantee the required sealing.

Wiring Setup Example



Maximum Run Length of fixtures for Data (m)	PxLNet @40 fps					PxLNet @60fps					DMX RDM @45FPS
	250 kbps	500 kbps	750 kbps	1000 kbps		250 kbps	500 kbps	750 kbps	1000 kbps		250 kbps
White / Tunable White	43	85	128	171		21	43	67	85		21
Multi Color RGBW	32	64	96	128		16	32	50	64		16
Maximum Run Length Data including Leader and Jumper Cables (m)	300	220	180	150		300	220	180	150		300
Maximum Run length of fixtures per dedicated power cable (m)	3										
Maximum total length of Jumper cables per Power Cable (m)	20										
Maximum Leader Cable Length (m)	10										
Maximum Data Leader Cable Length (m)	300	220	180	150		300	220	180	150		300