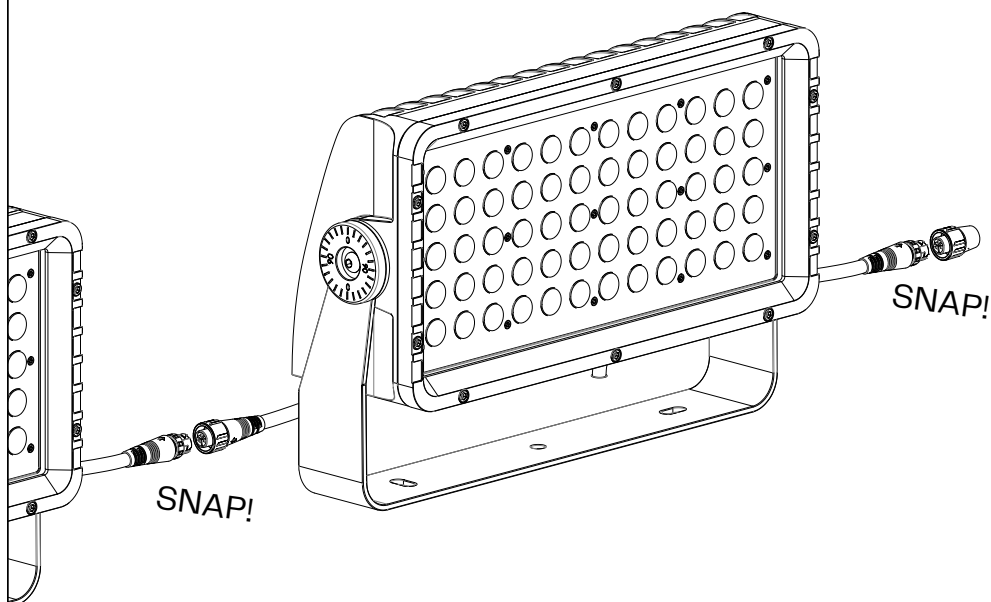


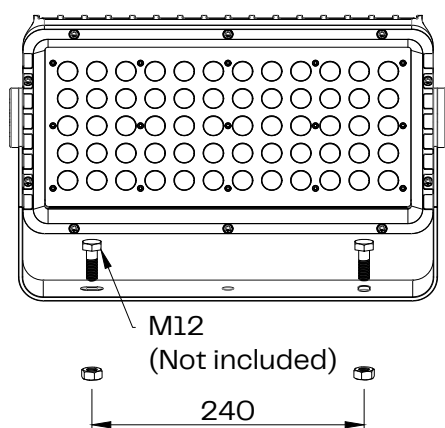
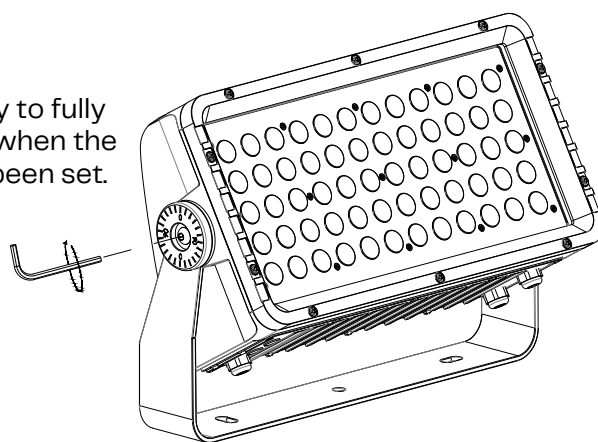
Important:

- Make sure power is disconnected during installation or maintenance
- Do not attempt installation in wet or severe weather conditions
- Keep cables protected from sharp objects to prevent damage
- Make sure unconnected fixtures are not exposed to raining/snowing environment
- Do not look into the beam



For waterproof connection make sure that the last fixture has the endcap connector fixed to the output connector

Use a 8mm Hex key to fully secure the fixture when the desired angle has been set.
Max 30Nm



Disclaimer

Due to the technical evolution and improvement of our products, the data provided in this document may be updated on a regular basis, and as such, confirmation of this information is strongly recommended prior to the order process. OneEightyOne is not responsible for any discrepancies in this document following changes in our products. We reserve the right to make technical changes to our products and to change information, at its sole discretion, without notice.