

DiGi Neonflex Side Bend

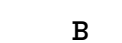
Order form

Shape


A

B


C



Shape 1616



Shape 1121





Shape 1128

Cable output

A


B






C (*)

D





* Only optional when using Neonflex Top Bend

Color temperature


A

B


C

D


E




RGBW 1800K




RGBW 2700K







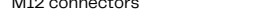
RGBW 3000K

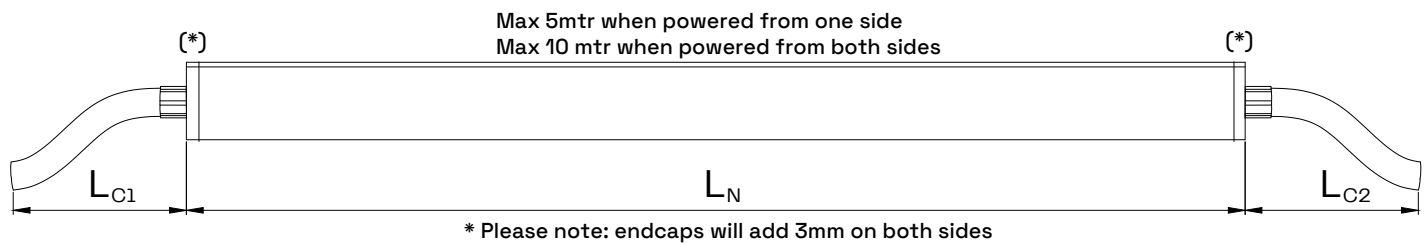


RGBW 4000K



Tunable 2500-5700K

Control	Cable option	Mounting option <small>(*Recommended to use 10pcs p/m)</small>		
A SPI	<p>A</p>  <p>M12 connectors</p>	<p>A</p>  <p>Curved channel (comes in 1000mm only)</p>	<p>B</p>  <p>Straight channel (comes in 1000mm only)</p>	<p>C</p>  <p>Mounting clip (*) (comes in 35mm only)</p>
B DMX	<p>B</p>  <p>Bare wires</p>			



Project reference/ Order number	
Product code	

[illegible]

Disclaimer

Due to the technical evolution and improvement of our products, the data provided in this document may be updated on a regular basis, and as such, confirmation of this information is strongly recommended prior to the order process. OneEightyOne is not responsible for any discrepancies in this document following changes in our products. We reserve the right to make technical changes to our products and to change information, at its sole discretion, without notice.

OneEightyOne Valschermarkade 27 - 28 | 1059CD | Amsterdam
+31 20 8200170 | info@oneeightyone.com | www.oneeightyone.com

©2024

181

oneeighty
one.com

Paper size: A4